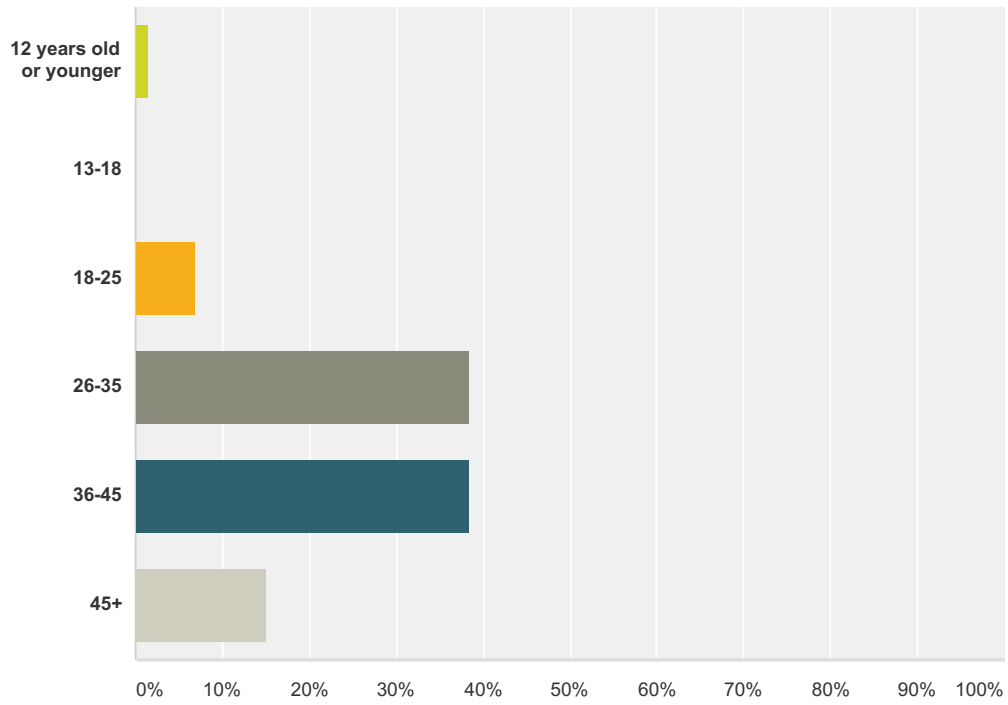


### Q1 How old are you?

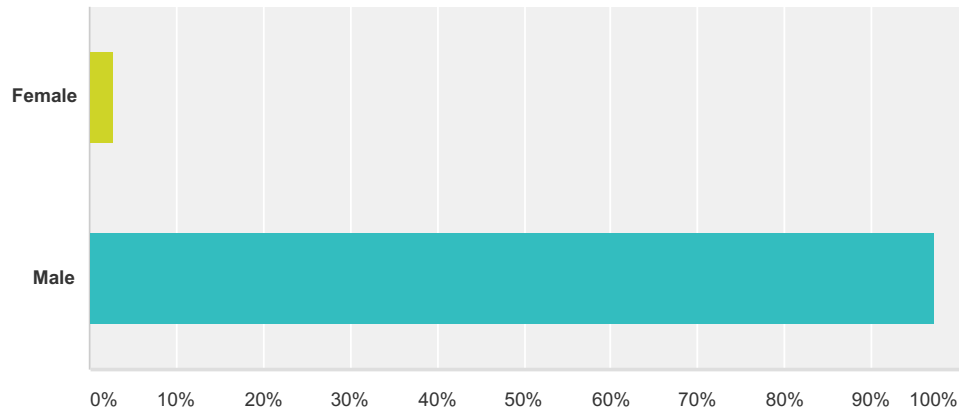
Answered: 73 Skipped: 0



Answer Choices	Responses	Count
12 years old or younger	1.37%	1
13-18	0.00%	0
18-25	6.85%	5
26-35	38.36%	28
36-45	38.36%	28
45+	15.07%	11
<b>Total</b>		<b>73</b>

### Q2 What is your gender?

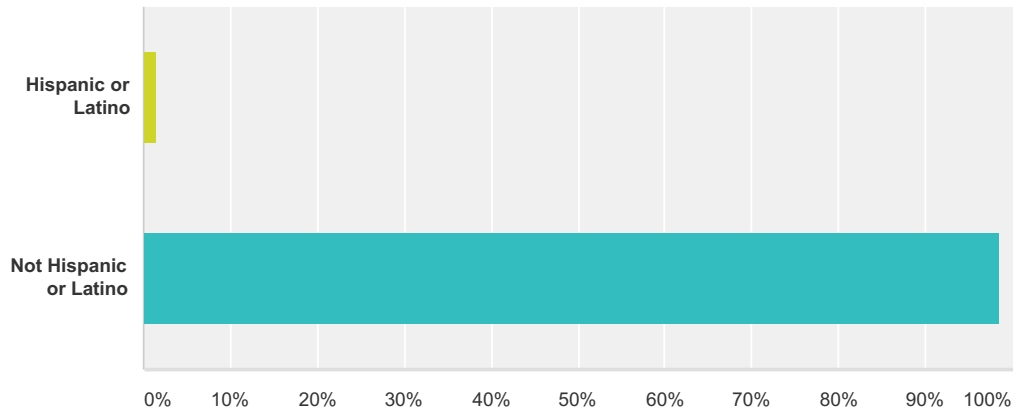
Answered: 73 Skipped: 0



Answer Choices	Responses
Female	2.74% 2
Male	97.26% 71
<b>Total</b>	<b>73</b>

### Q3 Do you identify yourself as Hispanic or Latino?

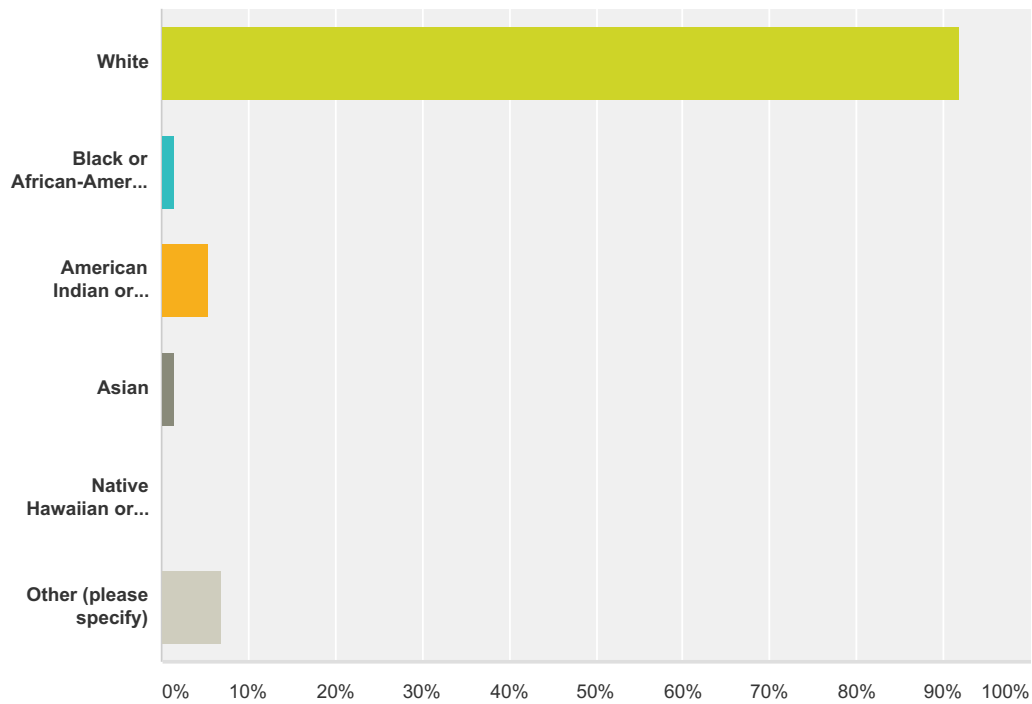
Answered: 73 Skipped: 0



Answer Choices	Responses
Hispanic or Latino	1.37% 1
Not Hispanic or Latino	98.63% 72
<b>Total</b>	<b>73</b>

### Q4 With what racial category do you identify? (select multiple if applicable)

Answered: 73 Skipped: 0

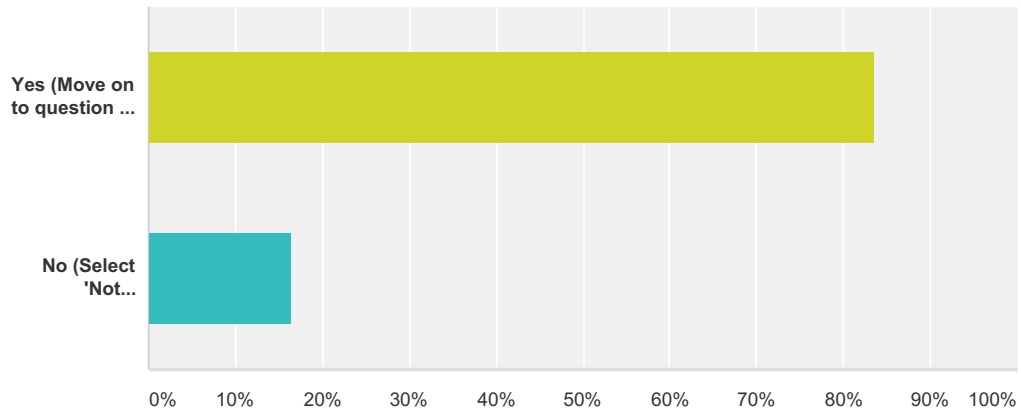


Answer Choices	Responses
White	91.78% 67
Black or African-American	1.37% 1
American Indian or Alaskan Native	5.48% 4
Asian	1.37% 1
Native Hawaiian or other Pacific Islander	0.00% 0
Other (please specify)	6.85% 5
<b>Total Respondents: 73</b>	

#	Other (please specify)	Date
1	Netherlander	8/23/2012 1:31 PM
2	True Human	8/10/2012 12:25 PM
3	Human	8/8/2012 7:29 PM
4	I don't think in racial categories	7/31/2012 1:07 PM
5	German American	7/21/2012 6:54 PM

### Q5 Do you live in the United States?

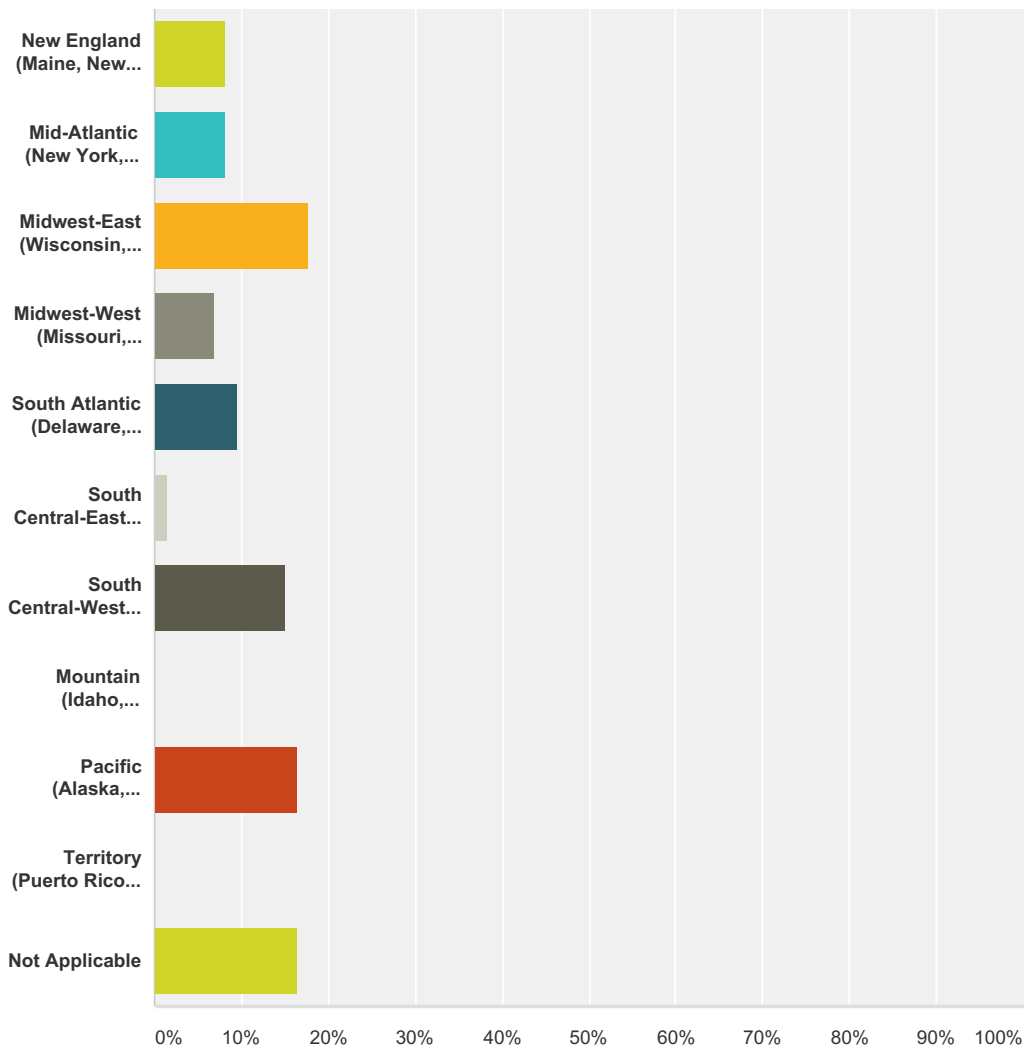
Answered: 73 Skipped: 0



Answer Choices	Responses
Yes (Move on to question 6 and select 'Not Applicable' for question 7)	83.56% 61
No (Select 'Not Applicable' for question 6 and move on to question 7)	16.44% 12
<b>Total</b>	<b>73</b>

### Q6 In which geographic region of the US do you live?

Answered: 73 Skipped: 0

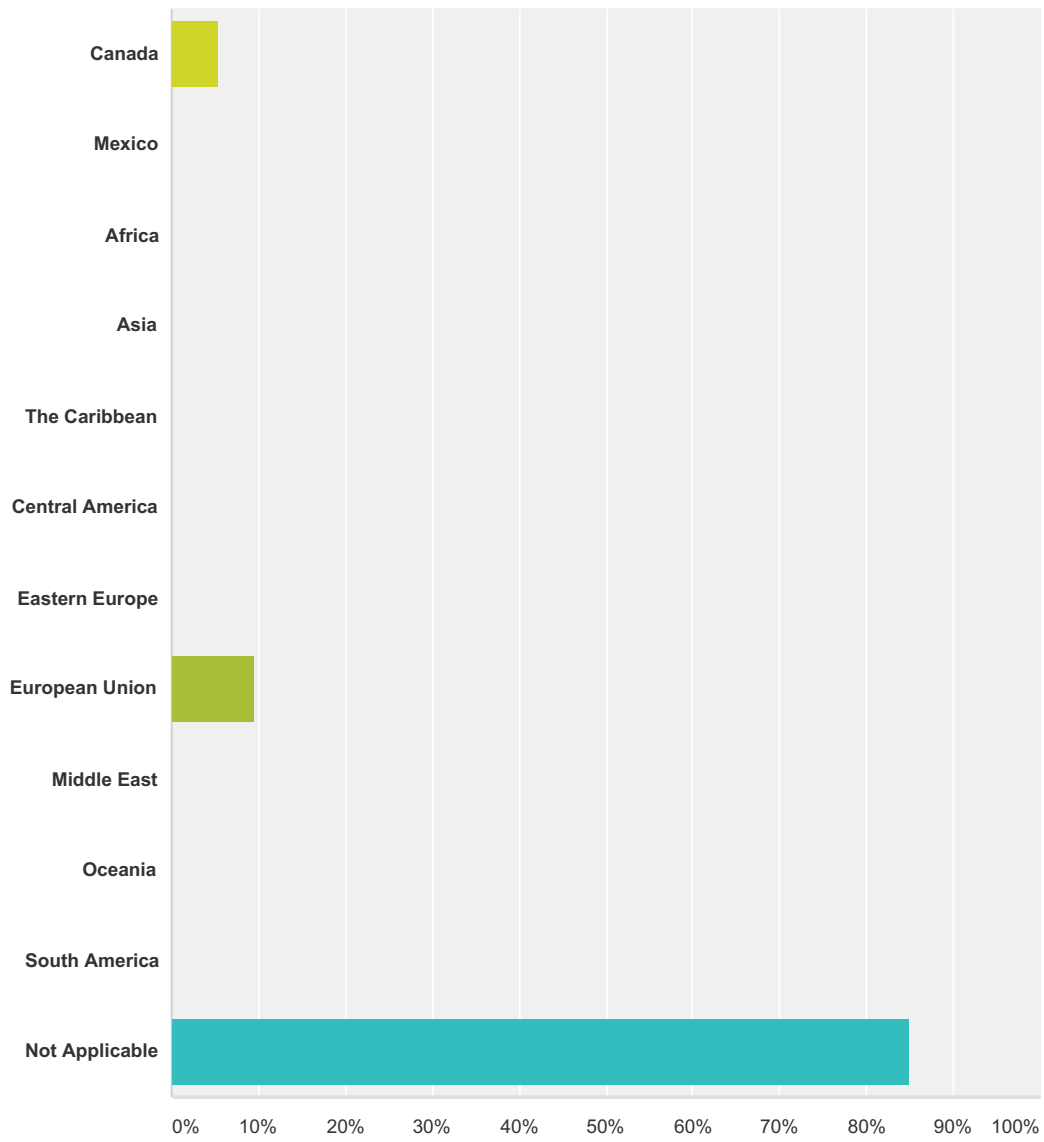


Answer Choices	Responses
New England (Maine, New Hampshire, Vermont, Massachusetts, Rhode Island, Connecticut)	8.22% 6
Mid-Atlantic (New York, Pennsylvania, New Jersey)	8.22% 6
Midwest-East (Wisconsin, Michigan, Illinois, Indiana, Ohio)	17.81% 13
Midwest-West (Missouri, North Dakota, South Dakota, Nebraska, Kansas, Minnesota, Iowa)	6.85% 5
South Atlantic (Delaware, Maryland, District of Columbia, Virginia, West Virginia, North Carolina, South Carolina, Georgia, Florida)	9.59% 7
South Central-East (Kentucky, Tennessee, Alabama, Mississippi)	1.37% 1
South Central-West (Oklahoma, Texas, Arkansas, Louisiana)	15.07% 11
Mountain (Idaho, Montana, Wyoming, Nevada, Utah, Colorado, Arizona, New Mexico)	0.00% 0
Pacific (Alaska, Hawaii, Washington, Oregon, California)	16.44% 12

Territory (Puerto Rico, etc.)	0.00%	0
Not Applicable	16.44%	12
<b>Total</b>		<b>73</b>

### Q7 In what non-US country or region do you live?

Answered: 73 Skipped: 0



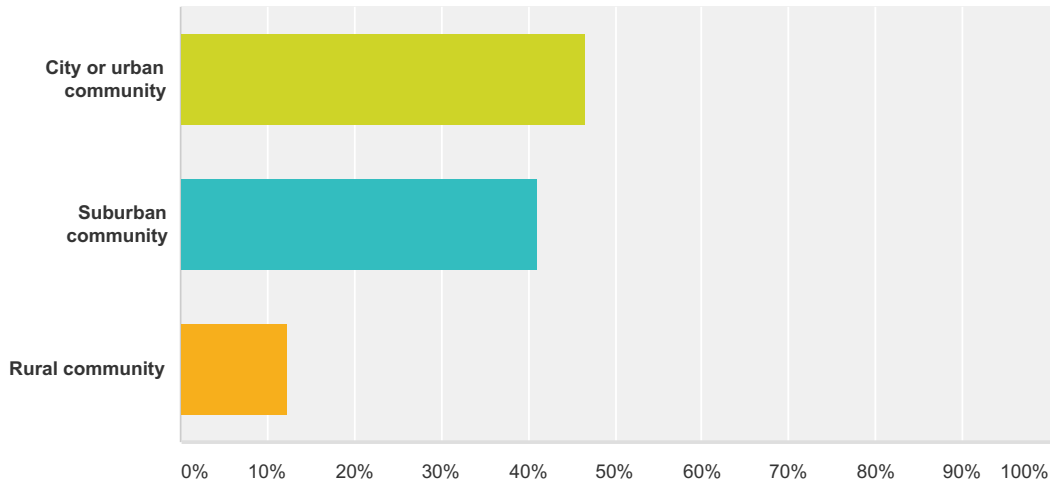
Answer Choices	Responses
Canada	5.48% 4
Mexico	0.00% 0
Africa	0.00% 0
Asia	0.00% 0
The Caribbean	0.00% 0
Central America	0.00% 0
Eastern Europe	0.00% 0



European Union	9.59%	7
Middle East	0.00%	0
Oceania	0.00%	0
South America	0.00%	0
Not Applicable	84.93%	62
<b>Total</b>		<b>73</b>

### Q8 In what type of community do you live?

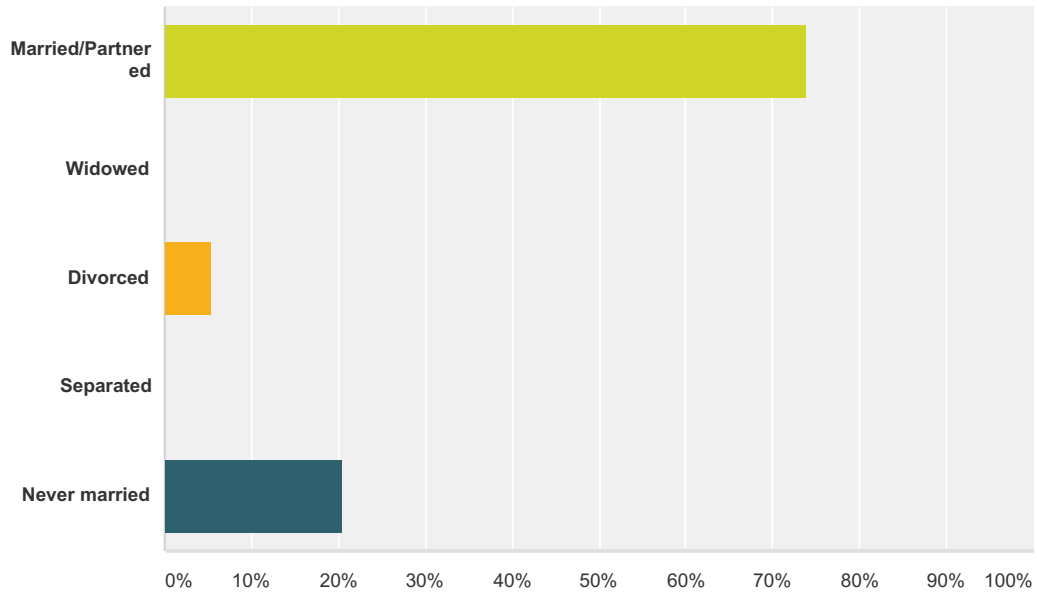
Answered: 73 Skipped: 0



Answer Choices	Responses	
City or urban community	46.58%	34
Suburban community	41.10%	30
Rural community	12.33%	9
<b>Total</b>		<b>73</b>

### Q9 What is your marital status?

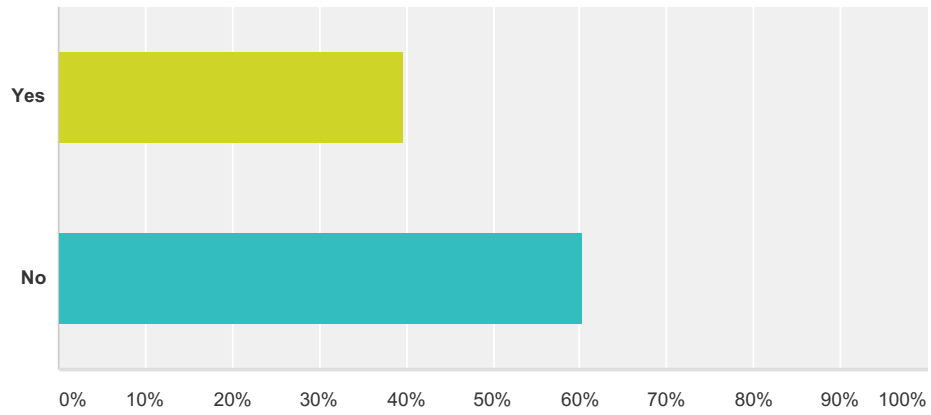
Answered: 73 Skipped: 0



Answer Choices	Responses	
Married/Partnered	73.97%	54
Widowed	0.00%	0
Divorced	5.48%	4
Separated	0.00%	0
Never married	20.55%	15
<b>Total</b>		<b>73</b>

### Q10 Do you have children?

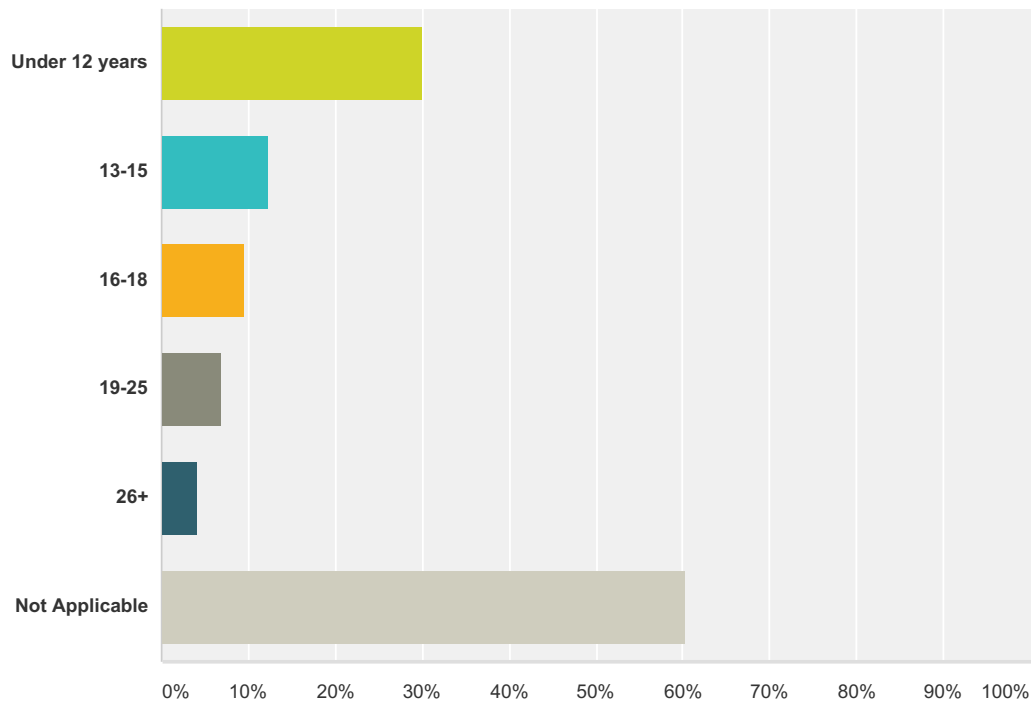
Answered: 73 Skipped: 0



Answer Choices	Responses	
Yes	39.73%	29
No	60.27%	44
<b>Total</b>		<b>73</b>

### Q11 How old are your children? (select all that apply)

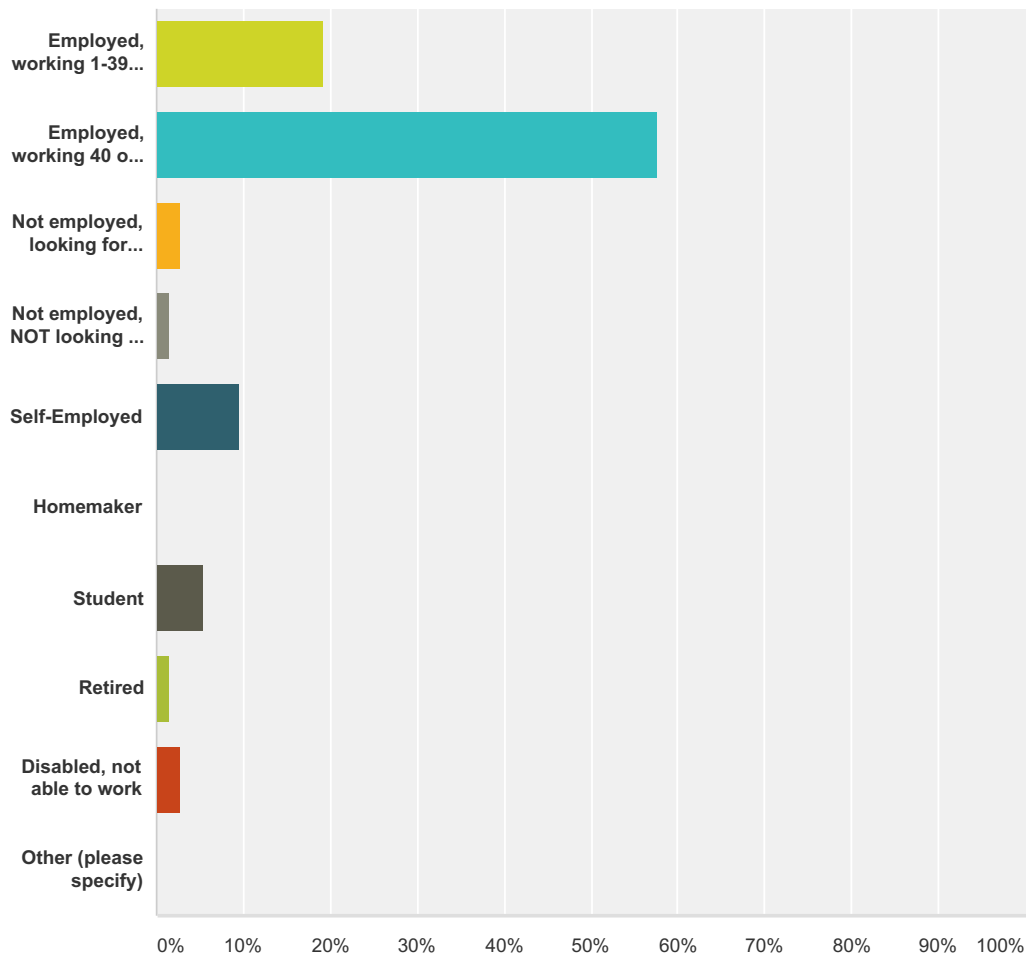
Answered: 73 Skipped: 0



Answer Choices	Responses
Under 12 years	30.14% 22
13-15	12.33% 9
16-18	9.59% 7
19-25	6.85% 5
26+	4.11% 3
Not Applicable	60.27% 44
<b>Total Respondents: 73</b>	

### Q12 Which of the following categories best describes your employment status?

Answered: 73 Skipped: 0

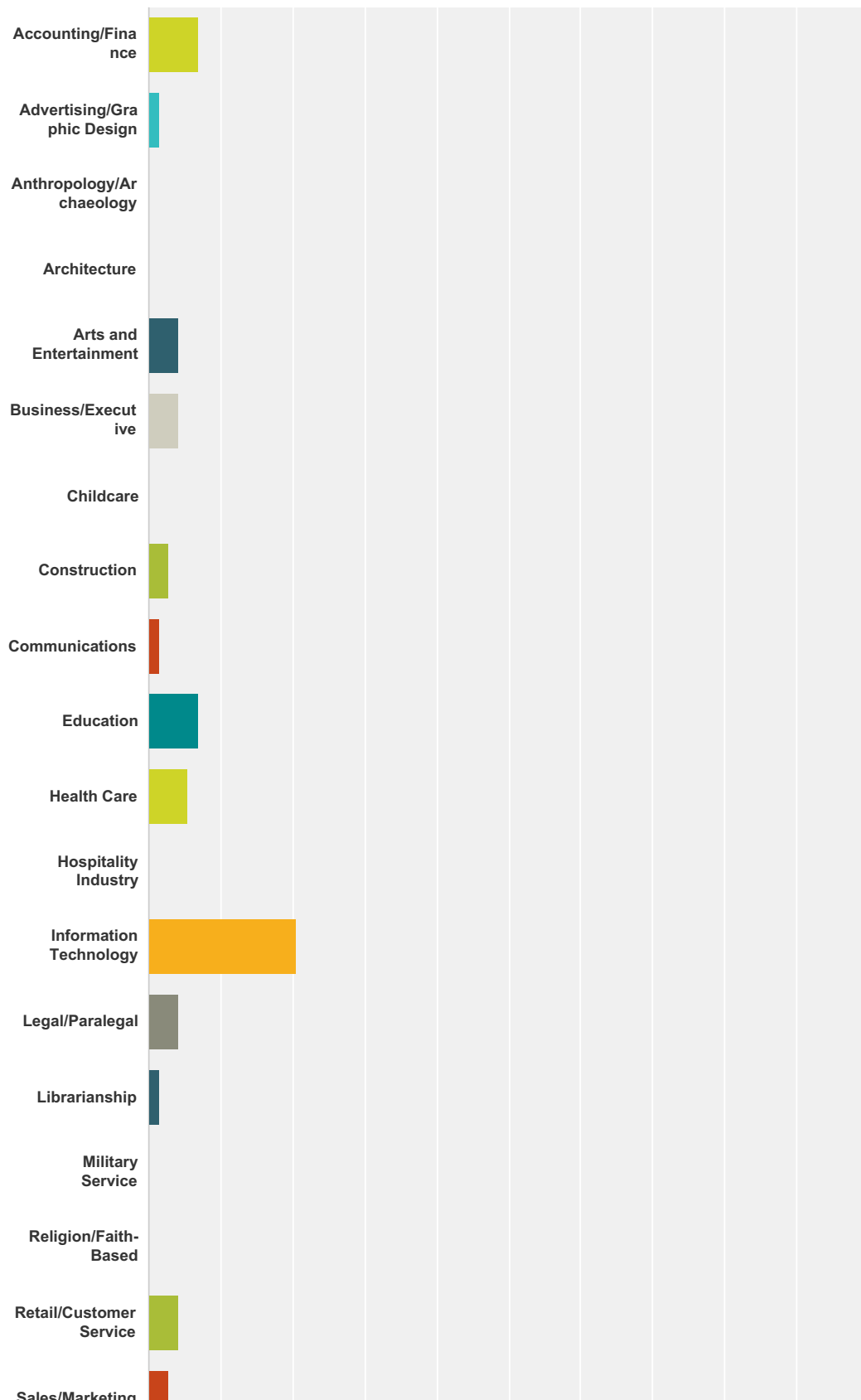


Answer Choices	Responses	Count
Employed, working 1-39 hours per week	19.18%	14
Employed, working 40 or more hours per week	57.53%	42
Not employed, looking for work	2.74%	2
Not employed, NOT looking for work	1.37%	1
Self-Employed	9.59%	7
Homemaker	0.00%	0
Student	5.48%	4
Retired	1.37%	1
Disabled, not able to work	2.74%	2
Other (please specify)	0.00%	0
<b>Total</b>		<b>73</b>

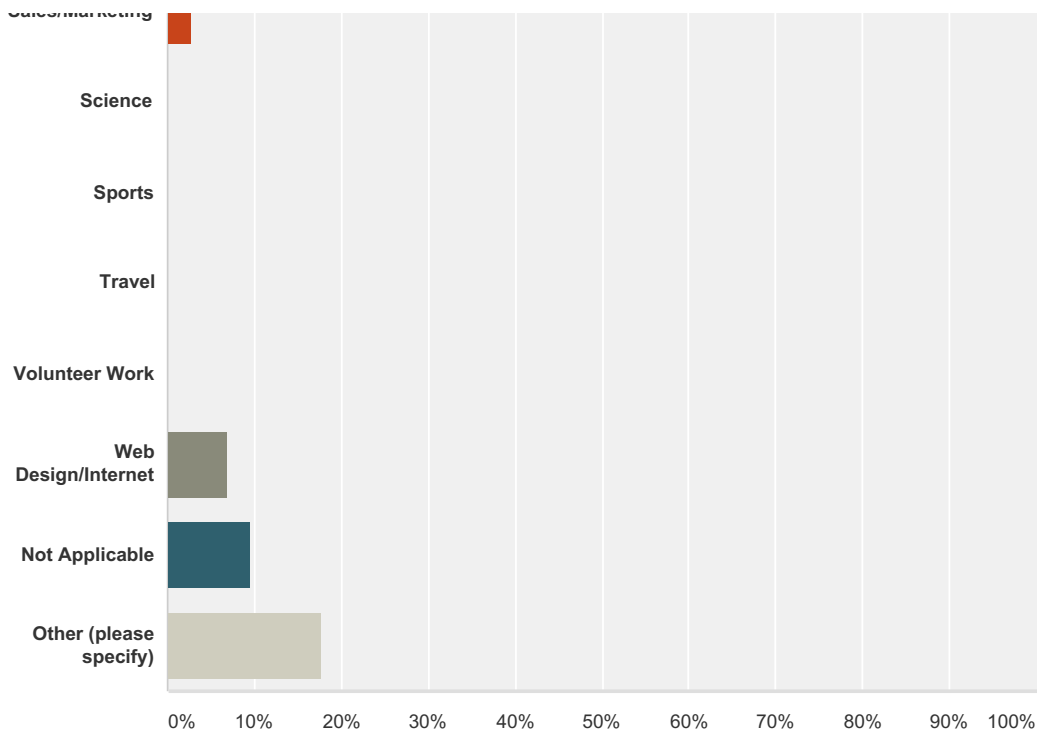
#	Other (please specify)	Date
	There are no responses.	

### Q13 Which of the following best describes your current occupation?

Answered: 73 Skipped: 0







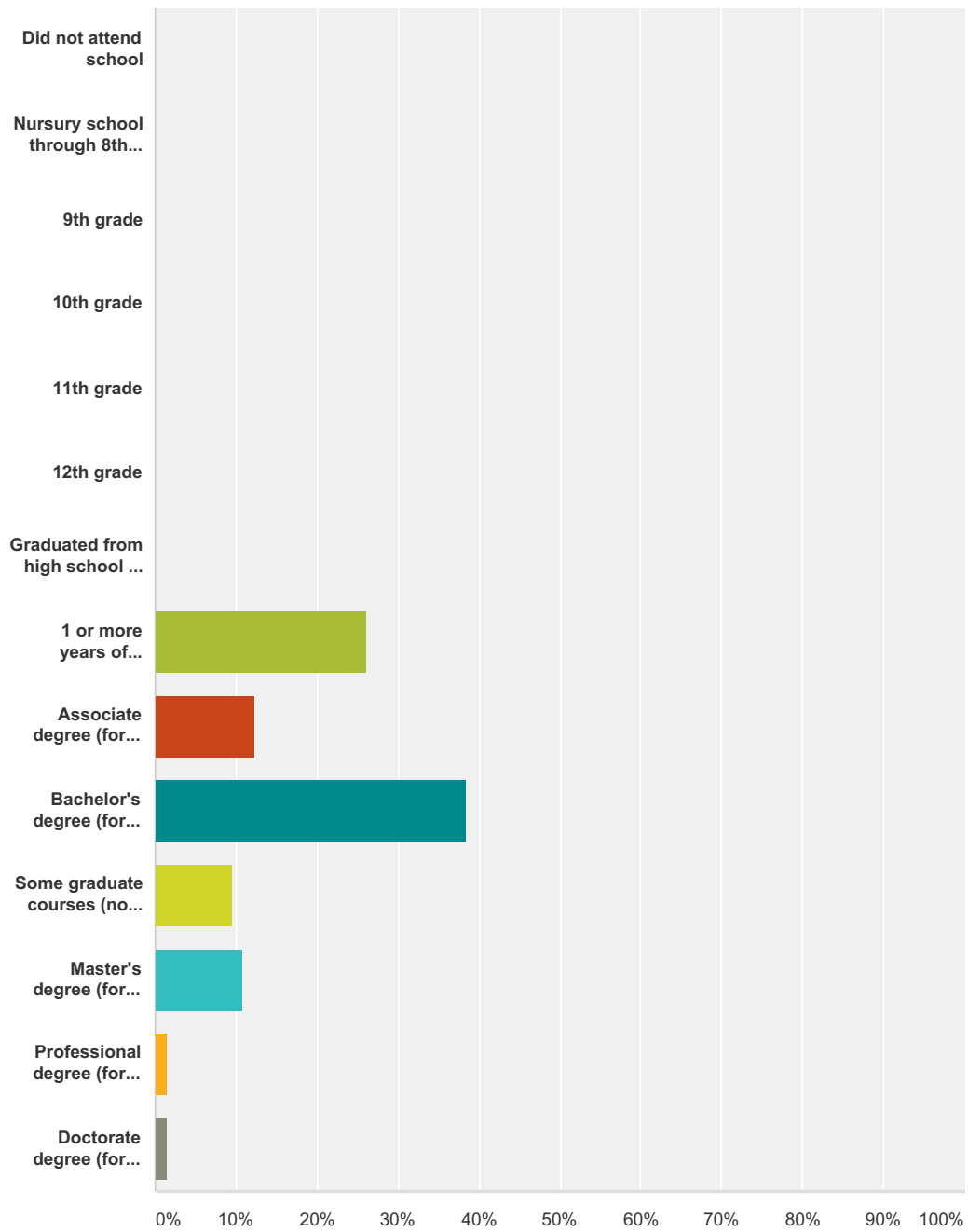
Answer Choices	Responses	Count
Accounting/Finance	6.85%	5
Advertising/Graphic Design	1.37%	1
Anthropology/Archaeology	0.00%	0
Architecture	0.00%	0
Arts and Entertainment	4.11%	3
Business/Executive	4.11%	3
Childcare	0.00%	0
Construction	2.74%	2
Communications	1.37%	1
Education	6.85%	5
Health Care	5.48%	4
Hospitality Industry	0.00%	0
Information Technology	20.55%	15
Legal/Paralegal	4.11%	3
Librarianship	1.37%	1
Military Service	0.00%	0
Religion/Faith-Based	0.00%	0
Retail/Customer Service	4.11%	3

Sales/Marketing	2.74%	2
Science	0.00%	0
Sports	0.00%	0
Travel	0.00%	0
Volunteer Work	0.00%	0
Web Design/Internet	6.85%	5
Not Applicable	9.59%	7
Other (please specify)	17.81%	13
<b>Total</b>		<b>73</b>

#	Other (please specify)	Date
1	Engineer	3/31/2014 12:02 AM
2	Bookbinder	12/31/2012 6:55 PM
3	Academics	9/27/2012 7:24 AM
4	Retail/Customer Service and Volunteer Work	9/19/2012 11:46 PM
5	Writer (Of the above Communications is the best fit, but really doesn't)	8/8/2012 7:29 PM
6	Insurance	7/31/2012 3:34 PM
7	Security Guard	7/31/2012 2:04 PM
8	Freelance Translator	7/31/2012 1:07 PM
9	Software Engineering	7/31/2012 10:11 AM
10	Journalist: sportswriter. Didn't know if it was communications or sports!	7/31/2012 9:56 AM
11	Pastor	7/22/2012 7:07 AM
12	Structural Engineering	7/22/2012 5:58 AM
13	I am a home-maker, disability care-giver, and fiction editor.	7/16/2012 7:40 PM

### Q14 What is the highest level of education you have completed?

Answered: 73 Skipped: 0

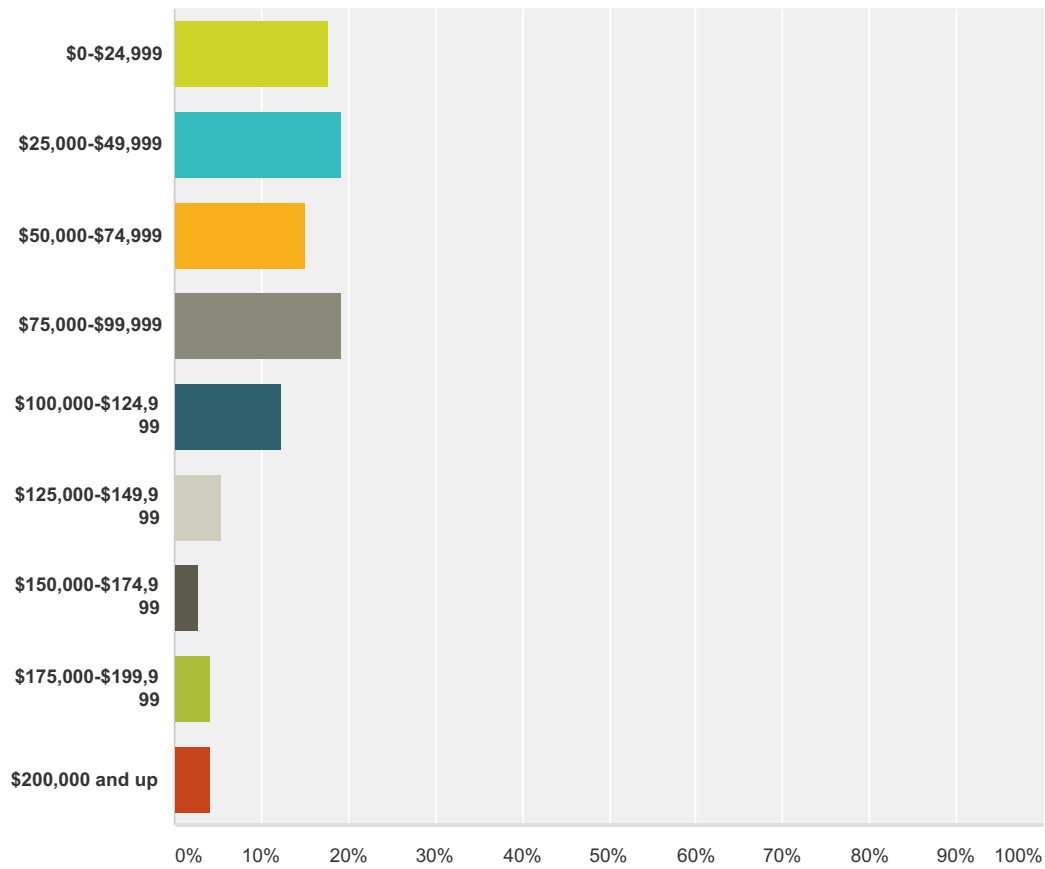


Answer Choices	Responses
Did not attend school	0.00% 0
Nursury school through 8th grade	0.00% 0
9th grade	0.00% 0
10th grade	0.00% 0

11th grade	0.00%	0
12th grade	0.00%	0
Graduated from high school (or GED)	0.00%	0
1 or more years of college (no degree)	26.03%	19
Associate degree (for example: AA, AS)	12.33%	9
Bachelor's degree (for example: BA, AB, BS)	38.36%	28
Some graduate courses (no degree)	9.59%	7
Master's degree (for example: MA, MS, MEng, MEd, MSW, MBA)	10.96%	8
Professional degree (for example: MD, DDS, DVM, LLB, JD)	1.37%	1
Doctorate degree (for example: PhD, EdD)	1.37%	1
<b>Total</b>		<b>73</b>

### Q15 What is your approximate average household income?

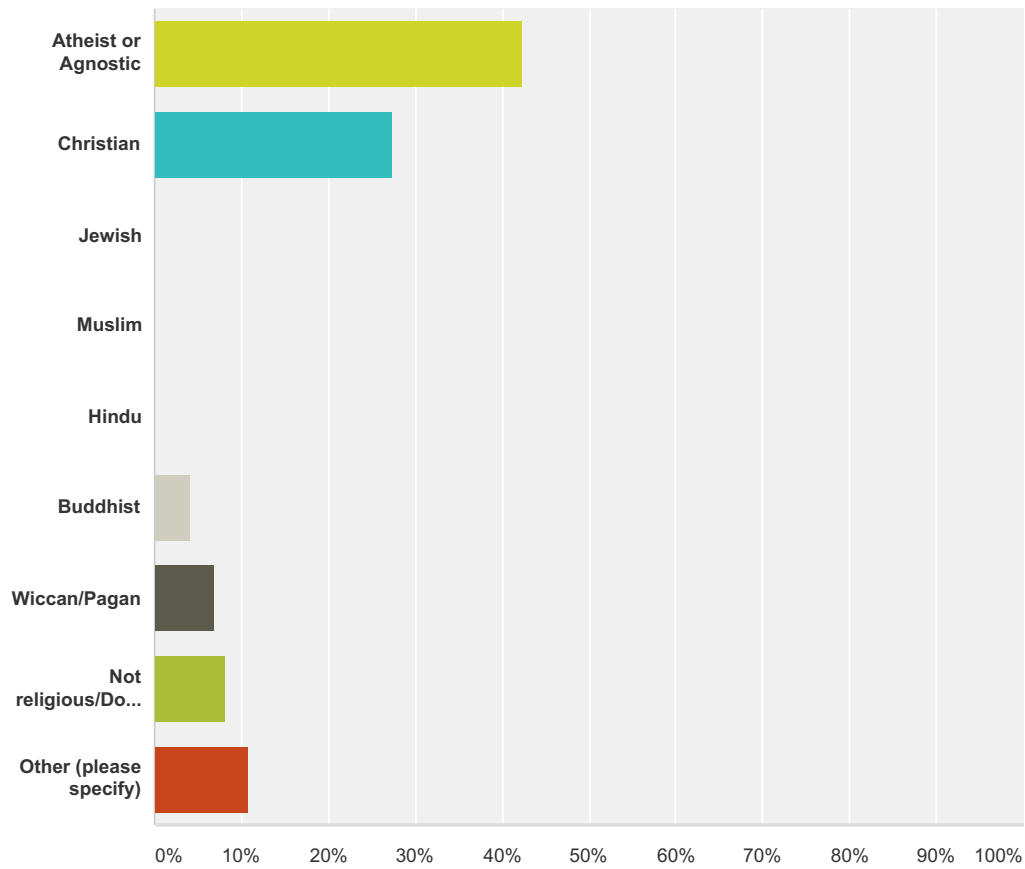
Answered: 73 Skipped: 0



Answer Choices	Responses
\$0-\$24,999	17.81% 13
\$25,000-\$49,999	19.18% 14
\$50,000-\$74,999	15.07% 11
\$75,000-\$99,999	19.18% 14
\$100,000-\$124,999	12.33% 9
\$125,000-\$149,999	5.48% 4
\$150,000-\$174,999	2.74% 2
\$175,000-\$199,999	4.11% 3
\$200,000 and up	4.11% 3
<b>Total</b>	<b>73</b>

### Q16 How would you describe your religious beliefs?

Answered: 73 Skipped: 0



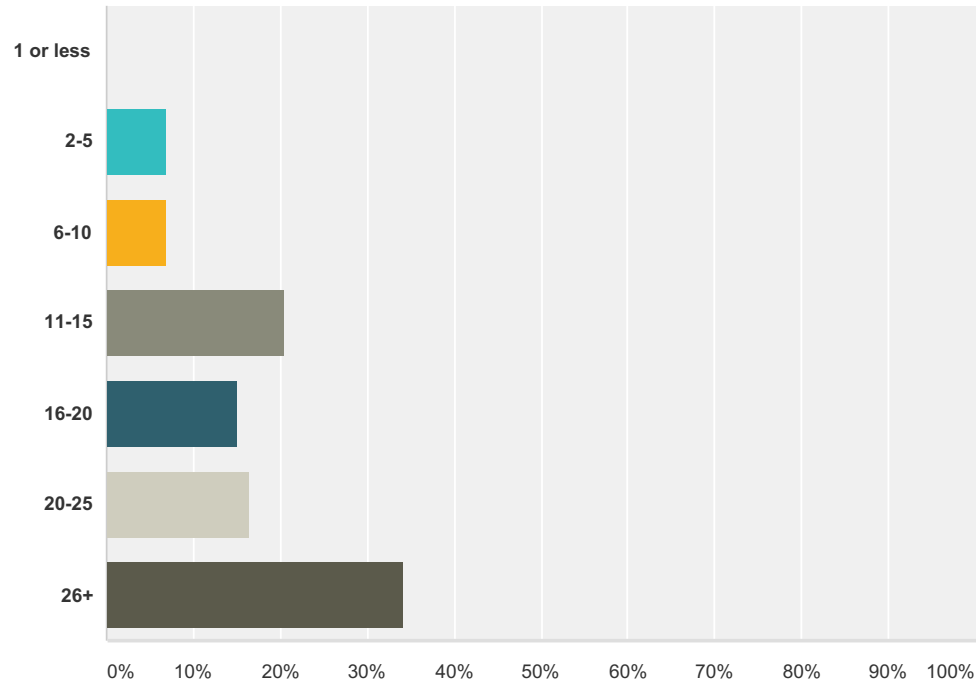
Answer Choices	Responses	
Atheist or Agnostic	42.47%	31
Christian	27.40%	20
Jewish	0.00%	0
Muslim	0.00%	0
Hindu	0.00%	0
Buddhist	4.11%	3
Wiccan/Pagan	6.85%	5
Not religious/Don't Care	8.22%	6
Other (please specify)	10.96%	8
<b>Total</b>		<b>73</b>

#	Other (please specify)	Date
1	Freewill Theist	3/27/2015 9:13 PM

2	Druid	9/7/2013 5:58 PM
3	Spiritual non specific	12/31/2012 6:55 PM
4	Freewill Theist	12/19/2012 12:41 AM
5	Taoist	8/29/2012 7:09 PM
6	Believe in a higher power but DESPISES Organized Religion of Any sort.	8/4/2012 8:12 AM
7	Will not specify	7/31/2012 10:11 AM
8	scientific pantheist	7/15/2012 1:09 PM

### Q17 For how many years have you participated in table-top RPGs as a PLAYER?

Answered: 73 Skipped: 0

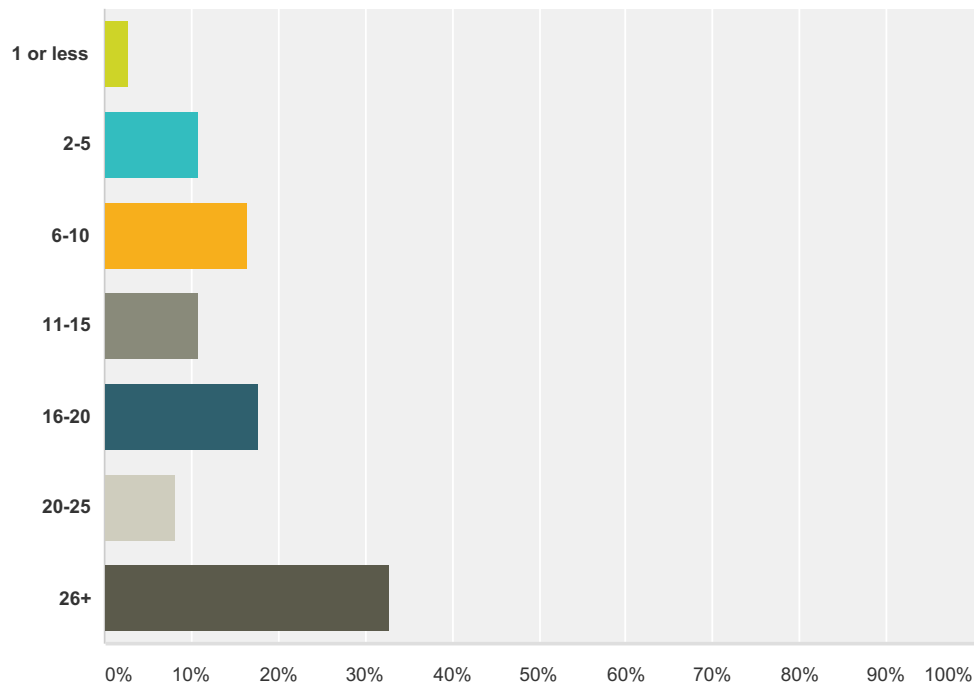


Answer Choices	Responses	
1 or less	0.00%	0
2-5	6.85%	5
6-10	6.85%	5
11-15	20.55%	15
16-20	15.07%	11
20-25	16.44%	12
26+	34.25%	25
<b>Total</b>		<b>73</b>



### Q18 For how many years have you participated in table-top RPGs as a GM?

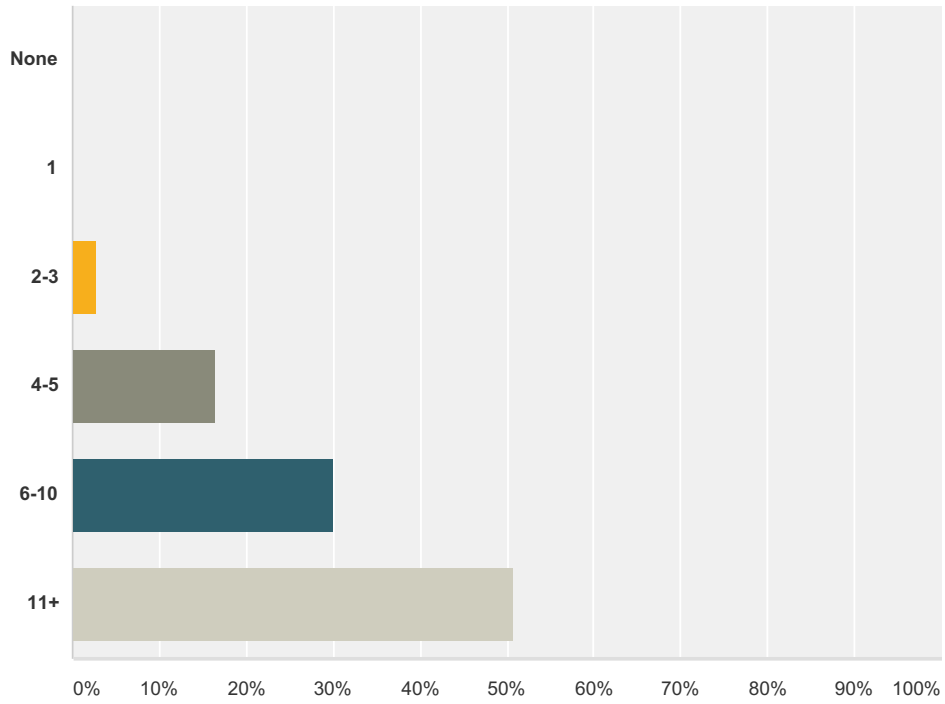
Answered: 73 Skipped: 0



Answer Choices	Responses
1 or less	2.74% 2
2-5	10.96% 8
6-10	16.44% 12
11-15	10.96% 8
16-20	17.81% 13
20-25	8.22% 6
26+	32.88% 24
<b>Total</b>	<b>73</b>

### Q19 How many different role playing systems have you experienced as a PLAYER?

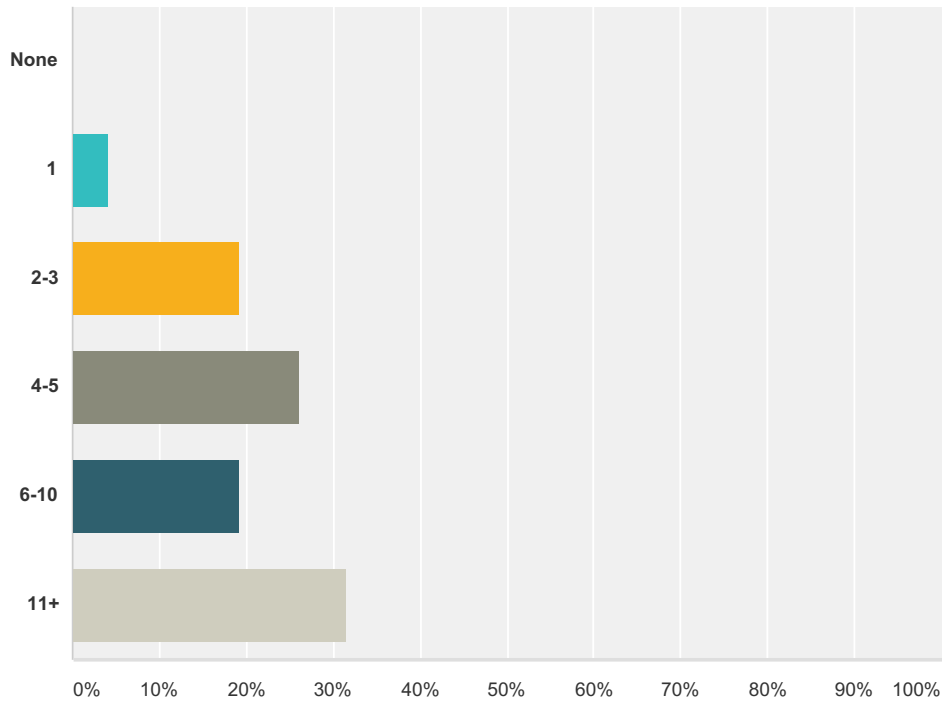
Answered: 73 Skipped: 0



Answer Choices	Responses
None	0.00% 0
1	0.00% 0
2-3	2.74% 2
4-5	16.44% 12
6-10	30.14% 22
11+	50.68% 37
<b>Total</b>	<b>73</b>

### Q20 How many different role playing systems have you refereed as a GM?

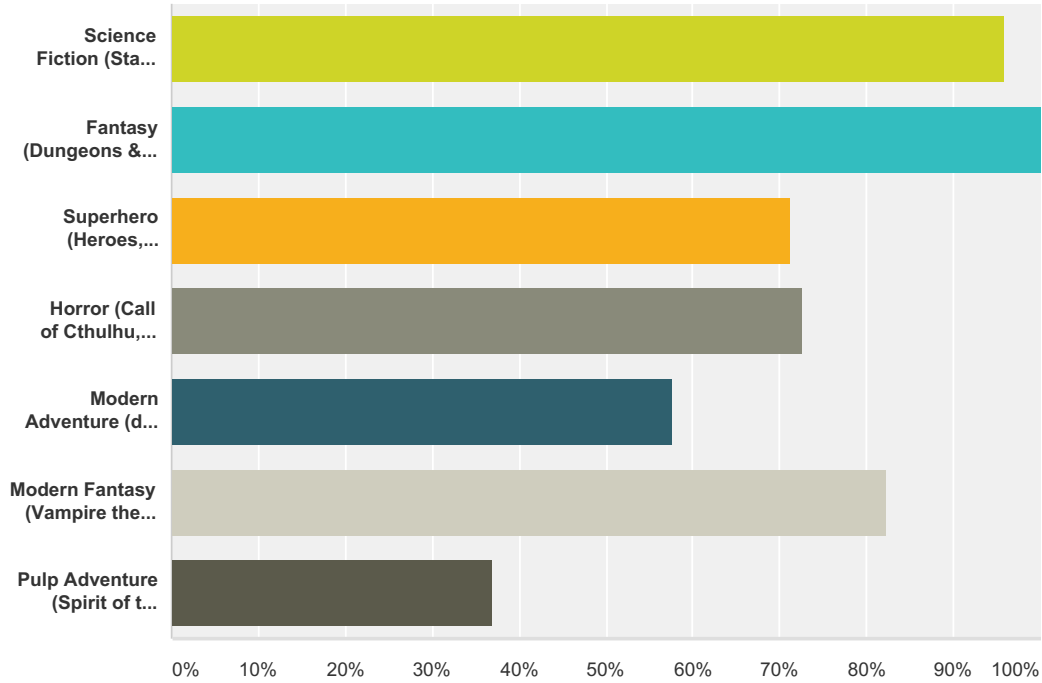
Answered: 73 Skipped: 0



Answer Choices	Responses
None	0.00% 0
1	4.11% 3
2-3	19.18% 14
4-5	26.03% 19
6-10	19.18% 14
11+	31.51% 23
<b>Total</b>	<b>73</b>

### Q21 What genres of RPG have you experienced as a PLAYER? (select all that apply)

Answered: 73 Skipped: 0



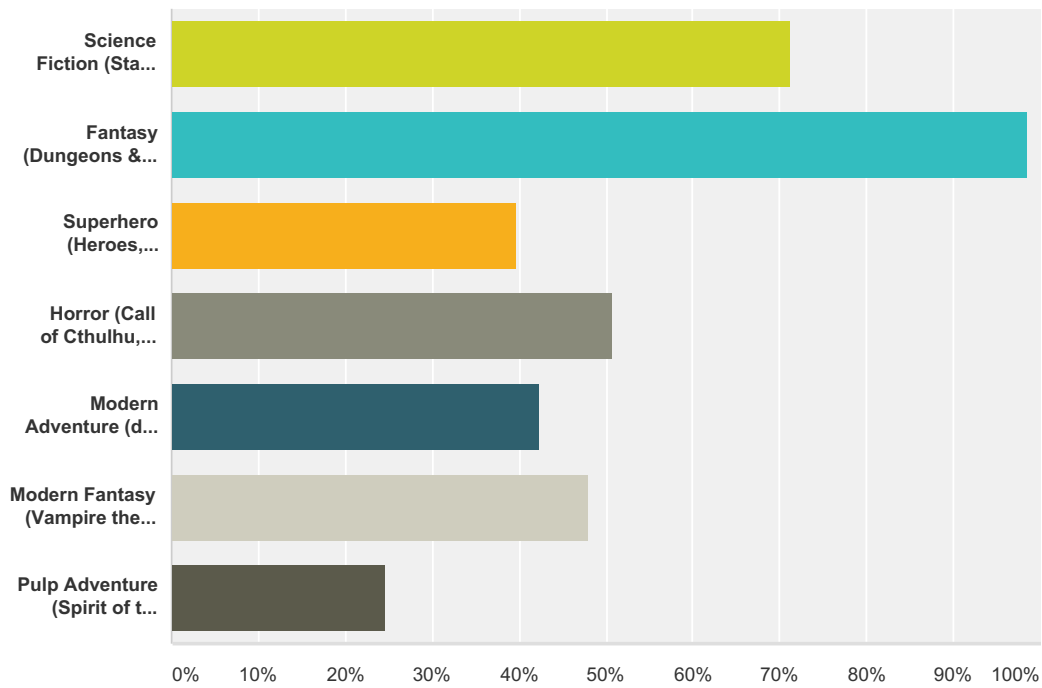
Answer Choices	Responses
Science Fiction (Star Wars, Traveller, Serenity, etc.)	95.89% 70
Fantasy (Dungeons & Dragons, Pathfinder, Hackmaster, etc.)	100.00% 73
Superhero (Heroes, Champions, Mutants and Masterminds, etc.)	71.23% 52
Horror (Call of Cthulhu, Chill, etc.)	72.60% 53
Modern Adventure (d20 Modern, James Bond, etc.)	57.53% 42
Modern Fantasy (Vampire the Masquerade, Dresden Files, Shadowrun, etc.)	82.19% 60
Pulp Adventure (Spirit of the Century, etc.)	36.99% 27
<b>Total Respondents: 73</b>	

#	Other (please specify)	Date
1	Post-Apocalyptic, Old West	9/27/2012 9:38 AM
2	LARPing (homebrew)	9/19/2012 11:49 PM
3	One could argue that games such as Pendragon, which attempt a bit of verisimilitude in their historical setting, do not strictly qualify as "fantasy" even though they contain fantastic elements. I'm currently playing in a game with post-apocalyptic setting using Savage Worlds. While ostensibly science fiction, it's difficult to classify objectively as a genre.	8/3/2012 9:58 AM
4	Deadlands	8/1/2012 12:18 AM
5	Western (Deadlands, etc)	7/29/2012 1:06 PM

6	Post Apocalypse - Gamma World, Twilight 2000, Morrow Project	7/26/2012 7:27 AM
7	Wild West, Steampunk, Three Musketeers	7/21/2012 8:50 PM
8	Steampunk	7/16/2012 8:07 AM
9	Amber, Asian Fantasy	7/4/2012 7:53 PM

### Q22 What genres of RPG have you refereed as a GM? (select all that apply)

Answered: 73 Skipped: 0

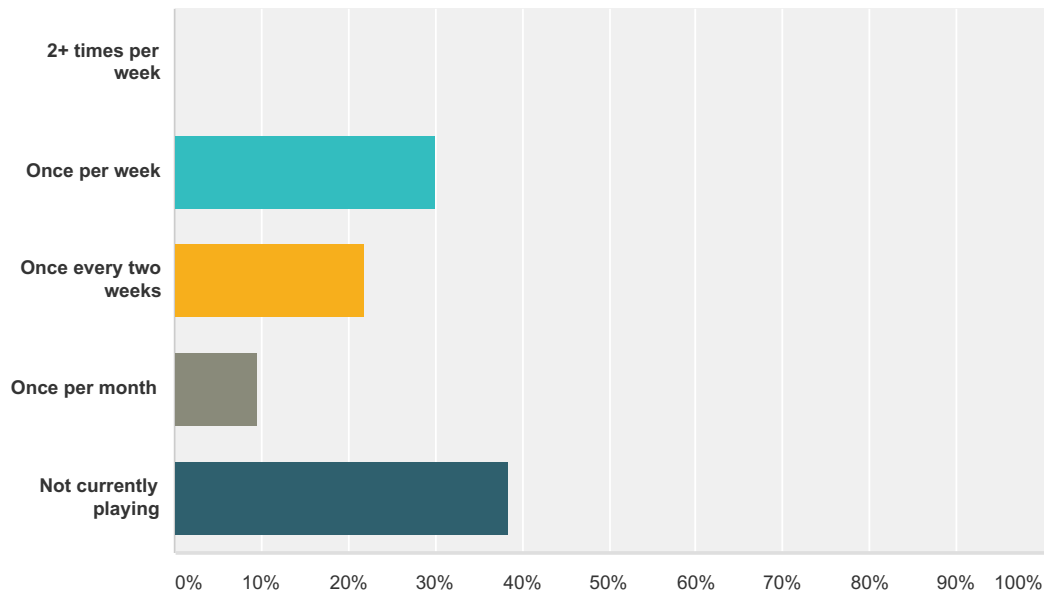


Answer Choices	Responses
Science Fiction (Star Wars, Traveller, Serenity, etc.)	71.23% 52
Fantasy (Dungeons & Dragons, Pathfinder, Hackmaster, etc.)	98.63% 72
Superhero (Heroes, Champions, Mutants and Masterminds, etc.)	39.73% 29
Horror (Call of Cthulhu, Chill, etc.)	50.68% 37
Modern Adventure (d20 Modern, James Bond, etc.)	42.47% 31
Modern Fantasy (Vampire the Masquerade, Dresden Files, Shadowrun, etc.)	47.95% 35
Pulp Adventure (Spirit of the Century, etc.)	24.66% 18
<b>Total Respondents: 73</b>	

#	Other (please specify)	Date
1	Western	11/8/2014 8:26 PM
2	LARPing (homebrew)	9/19/2012 11:49 PM
3	Western	7/29/2012 1:06 PM
4	Ditto 21	7/26/2012 7:27 AM
5	Three Musketeers	7/21/2012 8:50 PM
6	i write my own stuff	7/15/2012 1:11 PM
7	Amber	7/4/2012 7:53 PM

### Q23 How often does your gaming group meet for you as a PLAYER?

Answered: 73 Skipped: 0

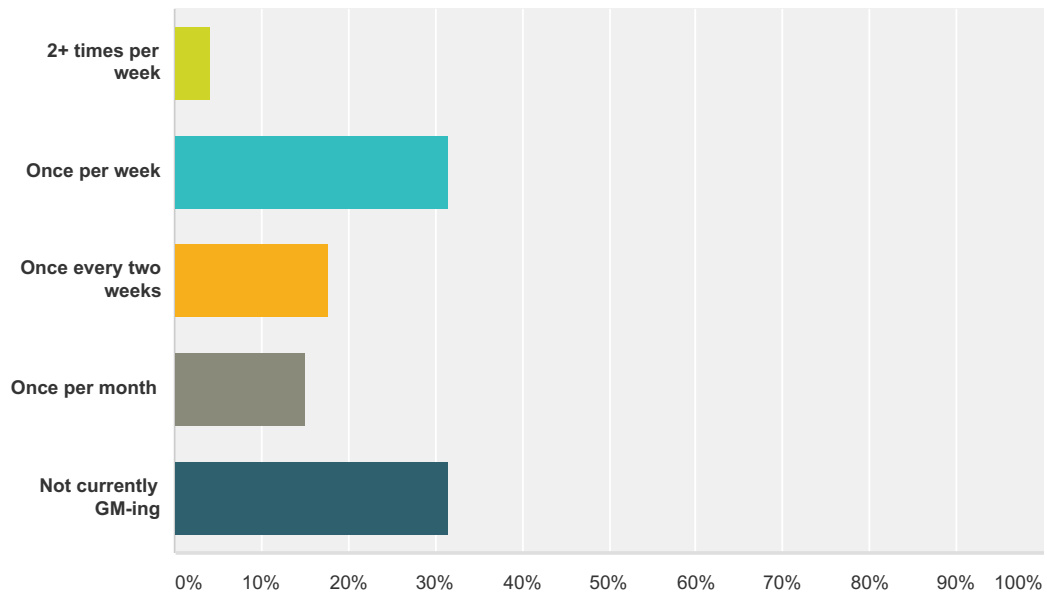


Answer Choices	Responses
2+ times per week	0.00% 0
Once per week	30.14% 22
Once every two weeks	21.92% 16
Once per month	9.59% 7
Not currently playing	38.36% 28
<b>Total</b>	<b>73</b>

#	Other (please specify)	Date
1	Play by post player	7/31/2012 1:09 PM
2	Another group meets monthly	7/21/2012 8:50 PM

### Q24 How often does your gaming group meet for you as a GM?

Answered: 73 Skipped: 0



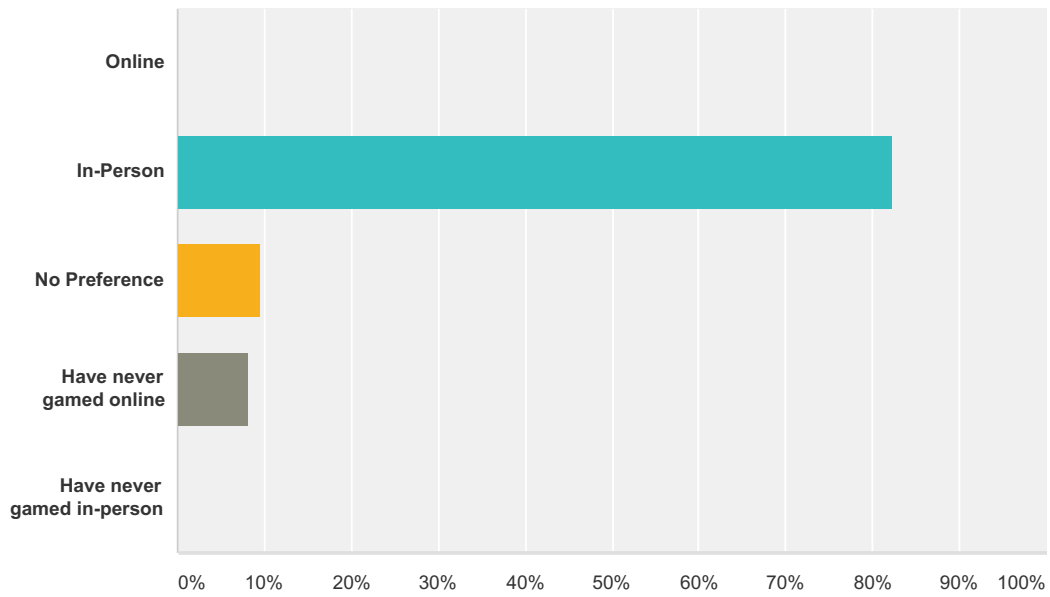
Answer Choices	Responses
2+ times per week	4.11% 3
Once per week	31.51% 23
Once every two weeks	17.81% 13
Once per month	15.07% 11
Not currently GM-ing	31.51% 23
<b>Total</b>	<b>73</b>

#	Other (please specify)	Date
1	3 times a month	7/26/2012 7:27 AM
2	4-6 times a year	7/21/2012 5:28 PM



### Q25 Do you prefer gaming online or in-person (as a PLAYER)?

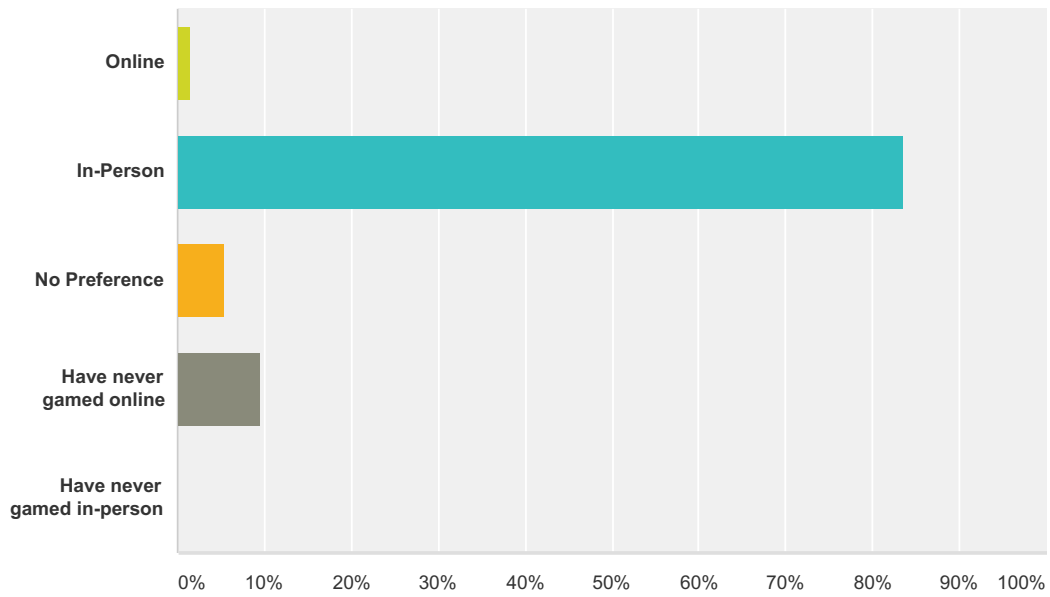
Answered: 73 Skipped: 0



Answer Choices	Responses
Online	0.00% 0
In-Person	82.19% 60
No Preference	9.59% 7
Have never gamed online	8.22% 6
Have never gamed in-person	0.00% 0
<b>Total</b>	<b>73</b>

### Q26 Do you prefer gaming online or in-person (as a GM)?

Answered: 73 Skipped: 0



Answer Choices	Responses
Online	1.37% 1
In-Person	83.56% 61
No Preference	5.48% 4
Have never gamed online	9.59% 7
Have never gamed in-person	0.00% 0
<b>Total</b>	<b>73</b>